




SECRET JARDIN



ASSEMBLY INSTRUCTIONS

PRO

DARK ROOM R3.00

DARK ROOM R2.60

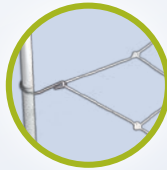
ORCA ROOM R2.60

SOMMAIRE

■ DR60	p 3
■ DR90	p 4
■ DR120	p 5
■ DR150	p 6
■ DR240	p 7
■ DR300	p 8
■ DR150w	p 9
■ DR240w	p 10
■ DR300w	p 11
■ DR480w 2.6	p 12
■ DR600w 2.6	p 14
■ OR120 2.6	p 16
■ OR240w 2.6	p 17
■ TENTS SPECIFICATIONS & KIT CONTENTS	p 18



WebIT



Space Booster




8 x T19-C



15 x T19-A



8 x C19-Y




4 x C19-SB



6 x C19-H



4 x C19-L




WebIT60



HookIT



StrapIT

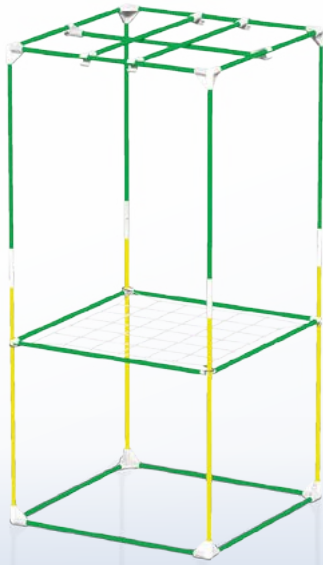


CableIT




PocketIT





WebIT




Space Booster



4 x T19-D



19 x T19-C



8 x C19-Y



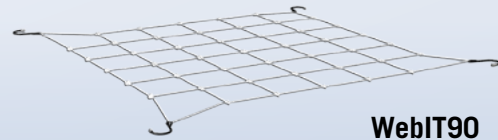
4 x C19-SB



6 x C19-H



4 x C19-L




WebIT90




HookIT



StrapIT




CableIT

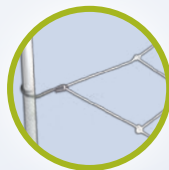


PocketIT





WebIT




Space Booster




15 x T19-E



8 x T19-D



8 x C19-Y




4 x C19-SB



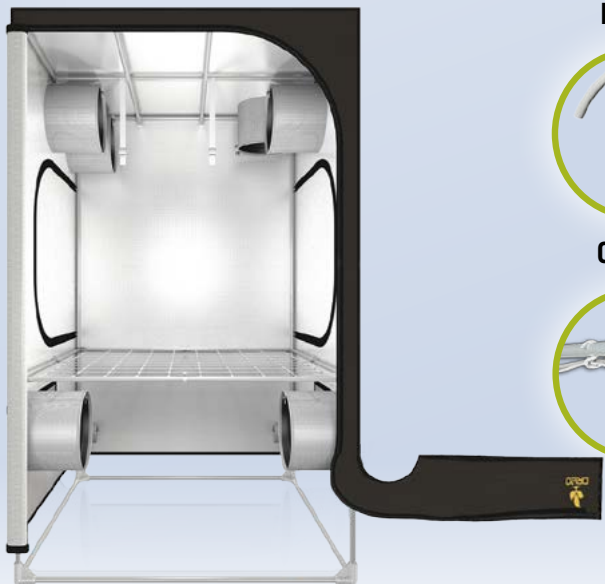
6 x C19-H



4 x C19-L




WebIT120



HookIT



StrapIT




CableIT




PocketIT





WebIT




8 x T19-E

Space Booster



30 x T19-B



8 x C19-Y



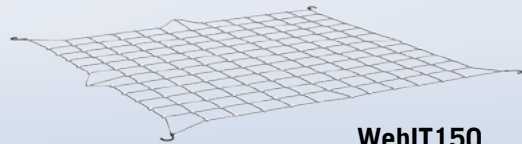
4 x C19-SB



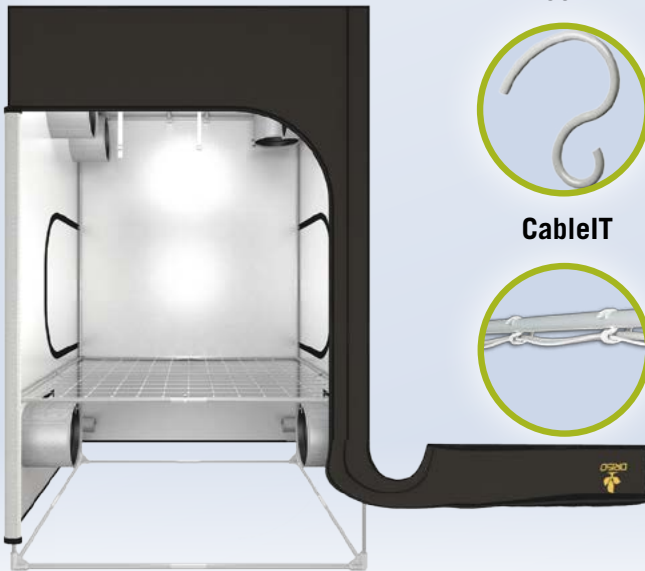
6 x C19-H



19 x C19-L




WebIT150




HookIT



StrapIT

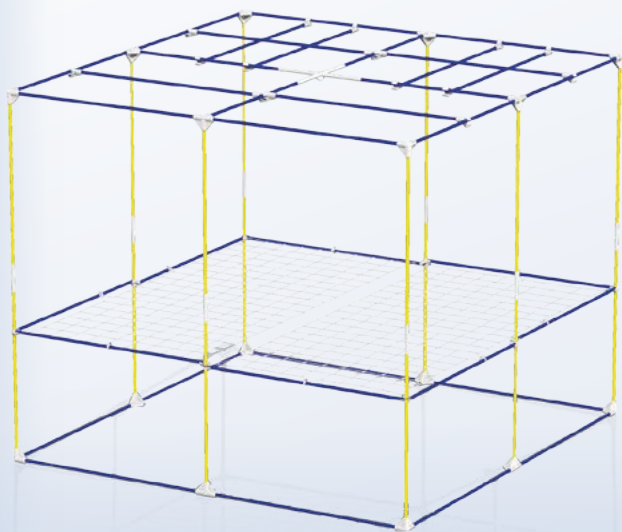


CableIT




PocketIT





WebIT



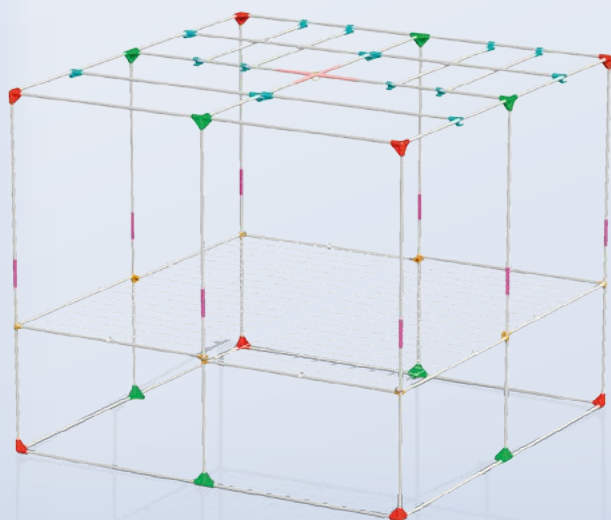
Space Booster




36 x T19-E



16 x T19-D



8 x C19-Y




8 x C19-K



12 x C19-SB



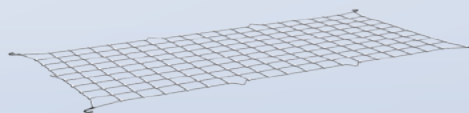
16 x C19-H



2 x C19-XL




8 x C19-L



2 x WebIT240w




1 x C19-RG



HookIT




StrapIT

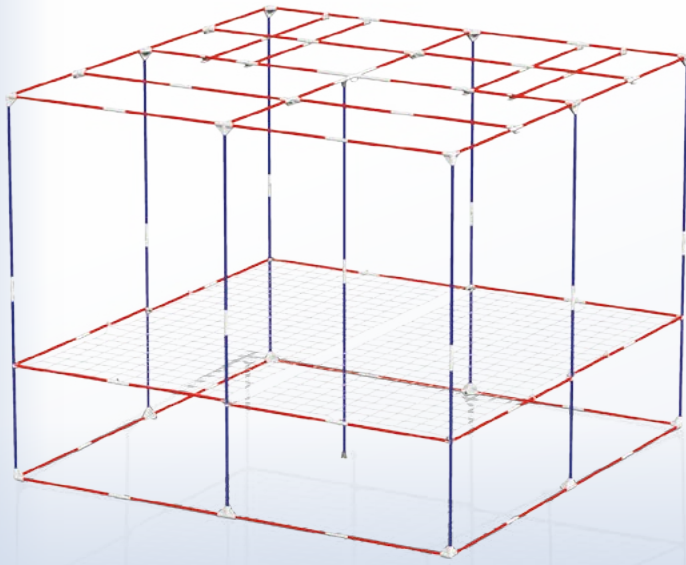


CableIT




PocketIT





WebIT




Space Booster




18 x T19-E


72 x T19-B



8 x C19-Y



8 x C19-K



12 x C19-SB




16 x C19-H



2 x C19-XL



45 x C19-L




2 x WebIT300w



2 x C19-FR




1 x C19-RG




HookIT



StrapIT




CableIT



PocketIT





WebIT



Space Booster



8 x T19-D

8 x T19-C

14 x T19-B



8 x C19-Y




4 x C19-SB



6 x C19-H



11 x C19-L



1 x WebIT150w



HookIT



StrapIT

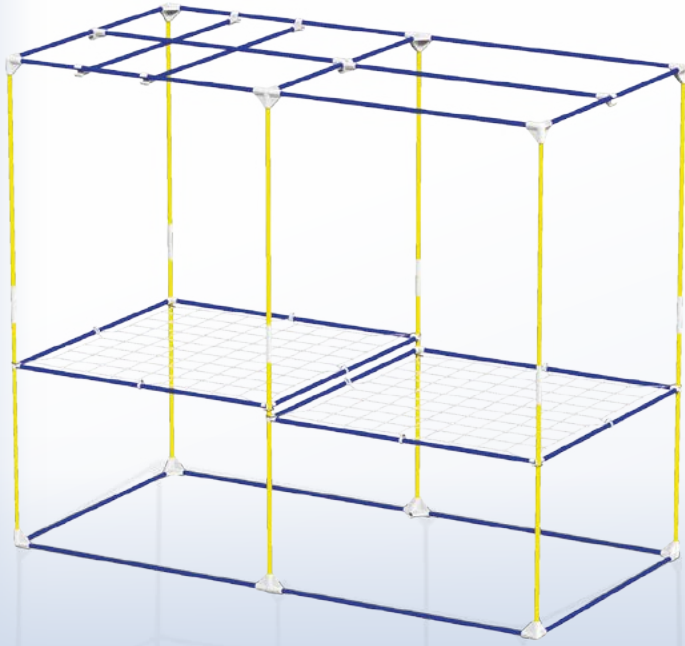


CableIT




PocketIT





WebIT



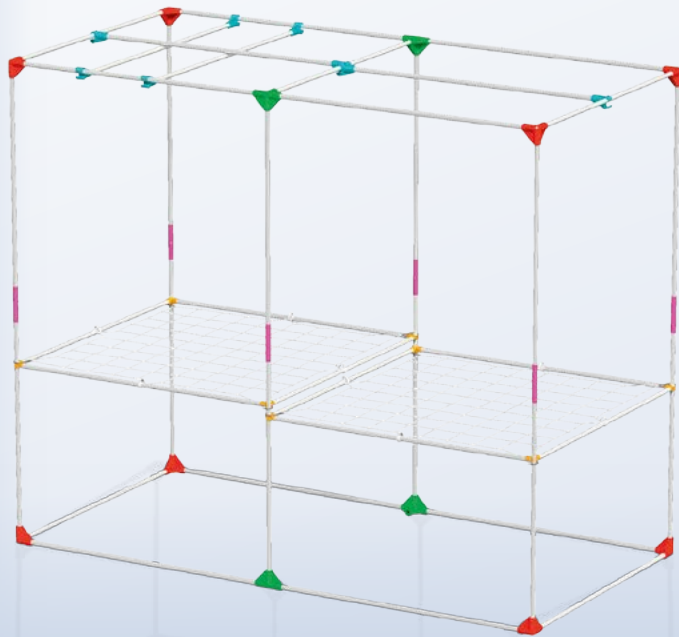
Space Booster



25 x T19-E



12 x T19-D



8 x C19-Y




8 x C19-SB




8 x C19-H




6 x C19-L



4 x C19-K



2xWebIT120



HookIT




StrapIT

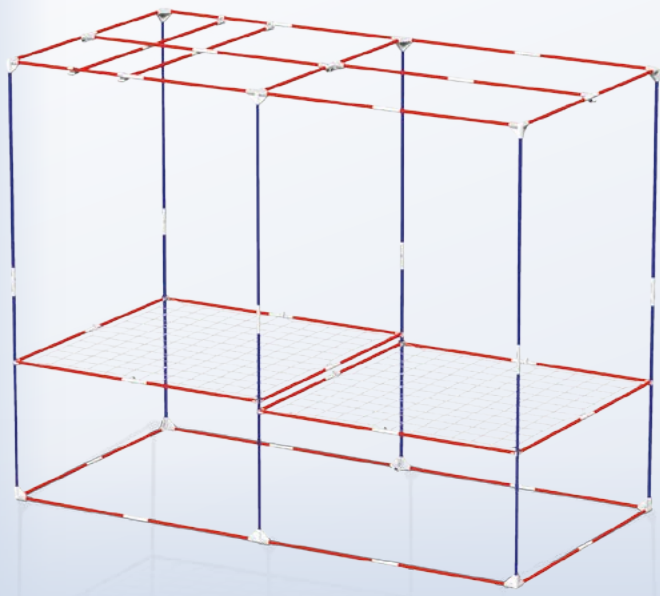


CableIT




PocketIT





WebIT




12 x T19-E

Space Booster



50 x T19-B



8 x C19-Y




8 x C19-SB



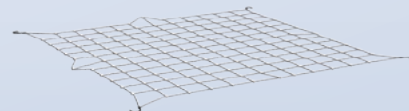
8 x C19-H




31 x C19-L



4 x C19-K



2 x WebIT150



HookIT




StrapIT

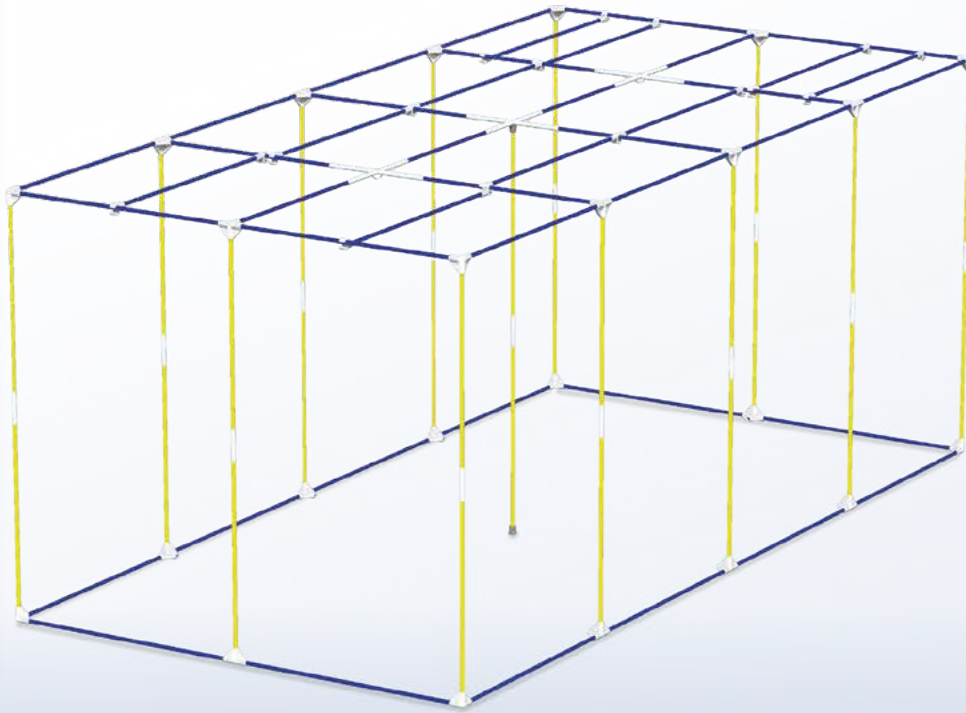


CableIT



PocketIT






44 x T19-E

26 x T19-D



8 x C19-Y



16 x C19-K



20 x C19-H



13 x C19-L



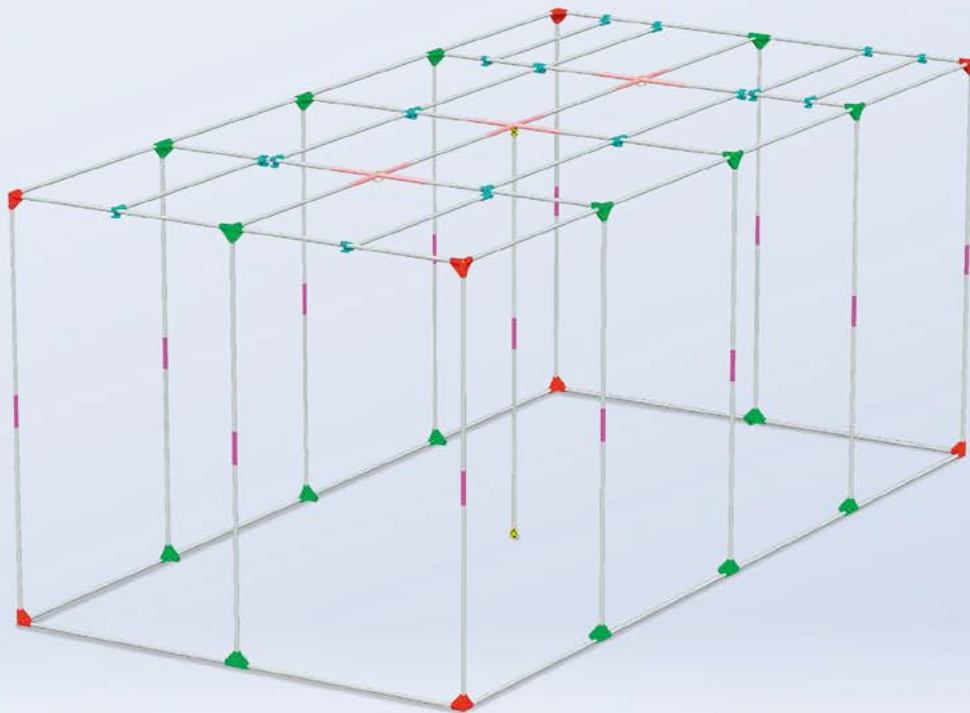
6 x C19-XL



2 x C19-FR



3 x C19-RG




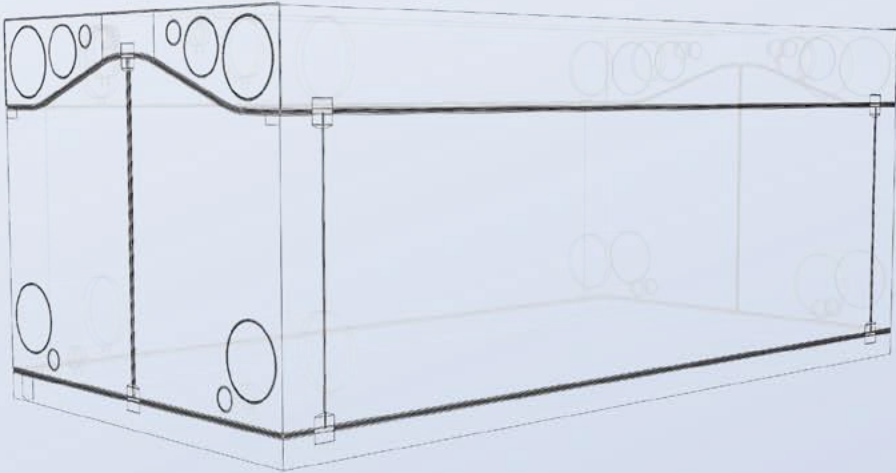
HookIT

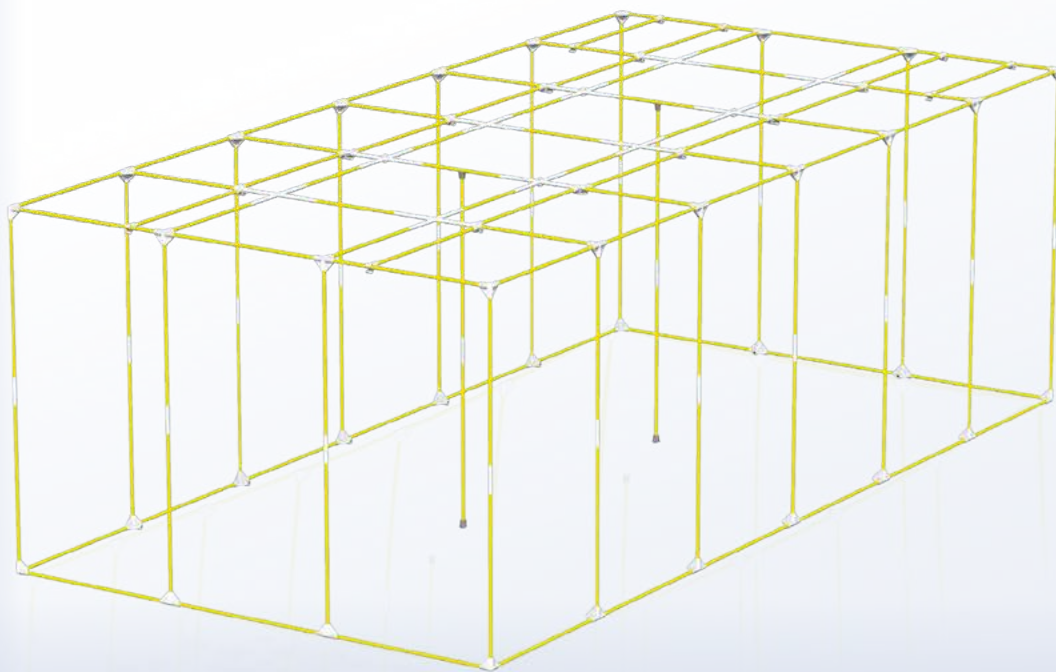


StrapIT



CableIT






117 x T19-D



8 x C19-Y



28 x C19-K



28 x C19-H



20 x C19-L



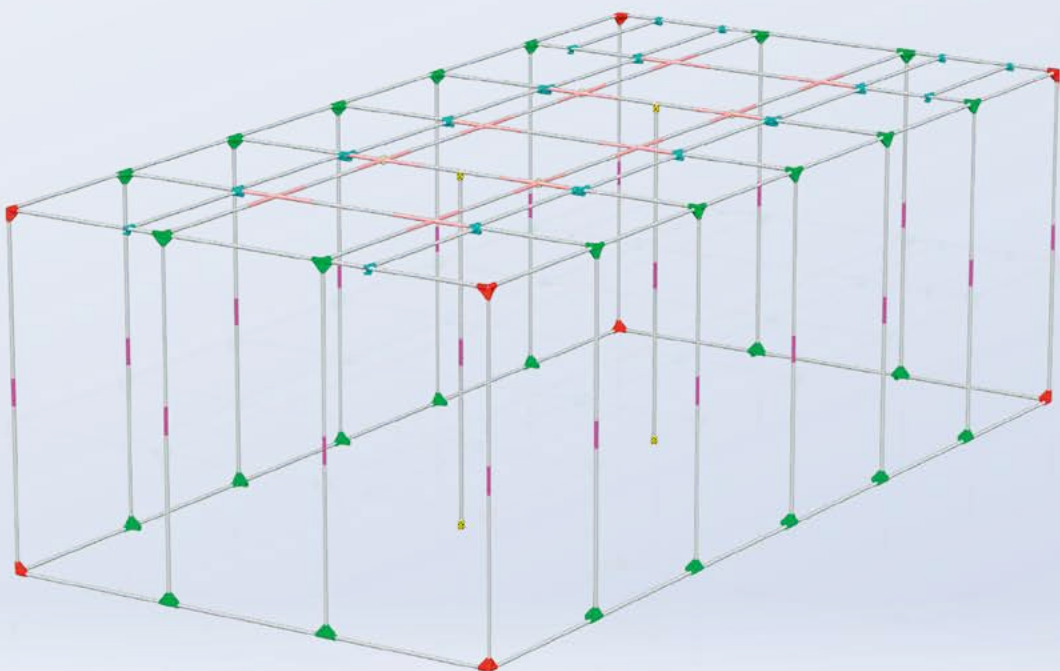
20 x C19-XL



4 x C19-FR



10x C19-RG



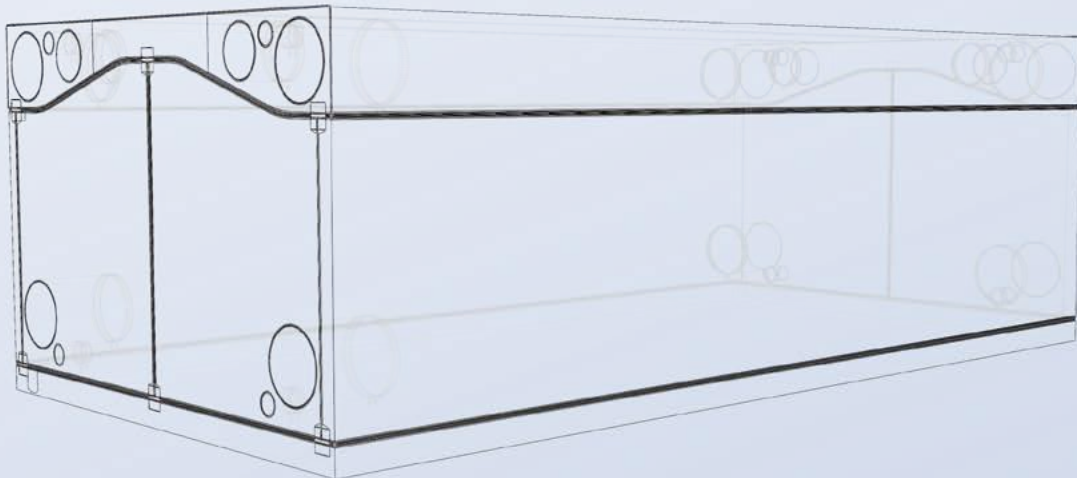
HookIT




StrapIT



CableIT





11 x T19-E

8 x T19-D



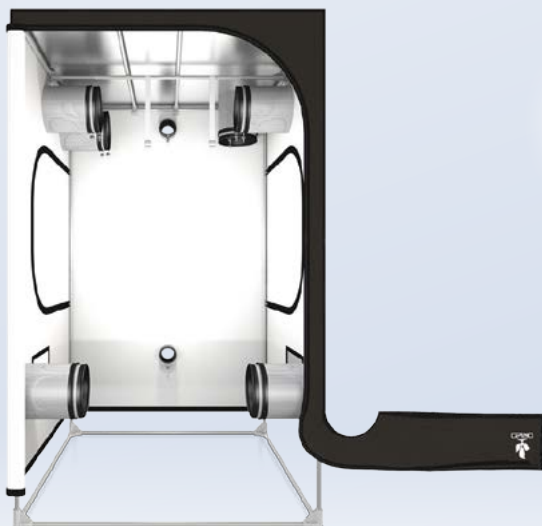
8 x C19-Y



6 x C19-H



4 x C19-L




HookIT

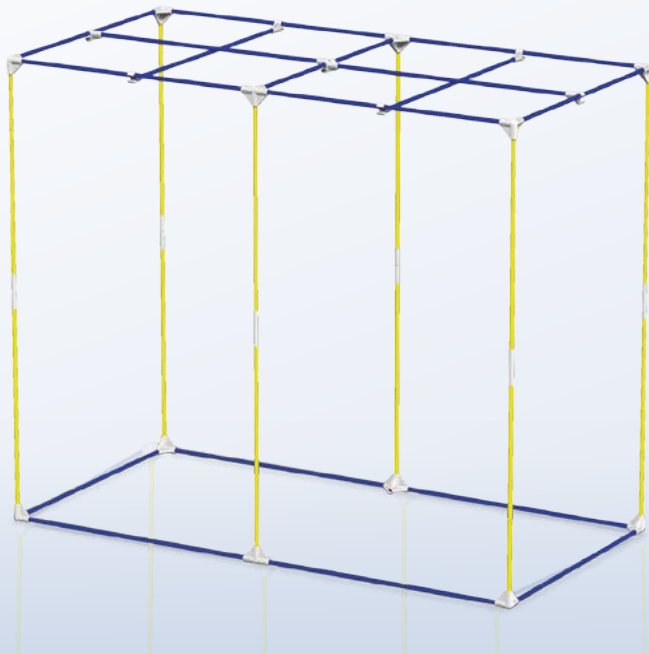


StrapIT





CableIT





17 x T19-E

12 x T19-D



4 x C19-K



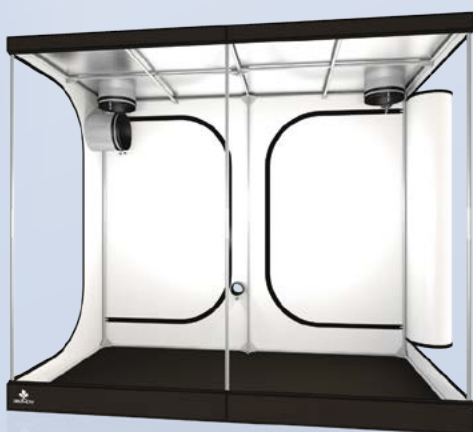
8 x C19-Y



6 x C19-L




8 x C19-H




HookIT



StrapIT



CableIT



METRIC SYSTEM

REF	PROFESSIONAL GROW TENTS		WGT kg	ASSEMBLED		WEBBING		DOUBLE LAYERS SOCK CONFIG				HANDLING		ACCESSORIES		LIGHTING ADVISED		VOL		EXTRACTION ADVISED					
	DESIGNATION	Net cm		W cm	D cm	H cm	Web/T Elastic	Web Thread	Extraction Ø (mm)	Intracation Ø (mm)	Cables Ø (mm)	#	Ø (mm)	#	Poles #	Max/Pole #	Weight Kg	Strap/T Pair #	Hook/T Pair #	Cable/T #	Cool Tube HPS 2000°K	Led	Extraction m³	HPS (every 30-60s) Extraction	Intake
DR60	Dark Room 60x60x170 cm	7,3	60	60	170	1 Web60	180	2	75	3	280	2	3	3	15 kg	1	1	15	1x HPS250W	1x LED150W	0,6	75 m³/h	-	35 m³/h	-
DR90	Dark Room 90x90x185 cm	10,0	90	90	185	1 Web90	230	2	75	3	230	2	3	3	15 kg	1	1	15	1x HPS400W	1x LED300W	1,5	180 m³/h	-	90 m³/h	-
DR120	Dark Room 120x120x200 cm	13,4	120	120	200	1 Web120	280	2	75	3	280	2	3	3	15 kg	1	1	15	1x HPS600W	1x LED400W	2,9	345 m³/h	173 m³/h	175 m³/h	-
DR150	Dark Room 150x150x235 cm	18,2	150	150	235	1 Web150	280	2	75	3	280	2	4	4	15 kg	1	1	15	1x HPS1000W	1x LED600W	5,3	635 m³/h	318 m³/h	315 m³/h	158 m³/h
DR240	Dark Room 240x240x200 cm	32,8	240	240	200	2 Web1250w	380	4	75	4	280	2	8	8	15 kg	2	4	45	4x HPS600W	4x LED600W	11,5	1380 m³/h	690 m³/h	690 m³/h	345 m³/h
DR300	Dark Room 300x300x235 cm	48,5	300	300	235	2 Web1300w	380	4	75	4	280	2	4	4	15 kg	2	4	45	4x HPS1000W	4x LED600W	21,2	2540 m³/h	1270 m³/h	1270 m³/h	635 m³/h
DR150w	Dark Room 150x90x200 cm	12,9	150	90	200	1 Web150w	280	2	75	3	280	2	3	3	15 kg	1	1	15	1x HPS600W	1x LED400W	2,7	325 m³/h	163 m³/h	160 m³/h	-
DR240w	Dark Room 240x120x200 cm	21,5	240	120	200	2 Web1120	280	4	75	4	280	2	4	4	15 kg	1	2	30	2x HPS600W	2x LED400W	5,8	690 m³/h	345 m³/h	345 m³/h	173 m³/h
DR300w	Dark Room 300x150x235 cm	27,5	300	150	235	2 Web1150	280	4	75	4	280	2	4	4	15 kg	1	2	30	2x HPS1000W	2x LED600W	10,8	1270 m³/h	635 m³/h	635 m³/h	318 m³/h
DR480w	Dark Room 480x240x200 cm	50,0	480	240	200	-	350	4	100	8	250	4	10	10	15 kg	2	8	45	8x HPS600W	8x LED400W	23,0	2765 m³/h	1383 m³/h	1380 m³/h	690 m³/h
DR600w	Dark Room 600x300x200 cm	72,0	600	300	200	-	350	4	100	8	250	4	14	14	15 kg	2	8	45	8x HPS1000W	8x LED600W	36,0	4320 m³/h	2160 m³/h	2160 m³/h	1080 m³/h
OR120	Orca Room 120x120x200 cm	17,0	120	120	200	-	200	2	75	2	200	2	3	3	15 kg	1	1	15	1x HPS600W	1x LED400W	2,9	345 m³/h	173 m³/h	175 m³/h	-
OR240w	Orca Room 240x120x200 cm	27,1	240	120	200	-	250	3	75	3	250	2	4	4	15 kg	1	2	30	2x HPS600W	2x LED400W	5,8	690 m³/h	345 m³/h	345 m³/h	173 m³/h

REF	DESIGNATION	DESIGNATION	DR60	DR90	DR120	DR150	DR240	DR300	DR150w	DR240w	DR300w	DR480w	DR600w
T19-A	Pole 019 mm 554 mm long	Pole 00.75" 21.8" long	15										
T19-B	Pole 019 mm 726 mm long	Pole 00.75" 28.6" long	8	19		30		72	14		50		
T19-C	Pole 019 mm 826 mm long	Pole 00.75" 32.5" long		4					8				
T19-D	Pole 019 mm 975 mm long	Pole 00.75" 38.4" long							8	12			
T19-E	Pole 019 mm 1153 mm long	Pole 00.75" 45.4" long			15				8	25	12	44	
C19-Y	Corner 019 mm 3 axes Y shape	Corner 00.75" 3 axes Y shape	8	8	8	8		18	8	8	8	8	8
C19-K	Corner 019 mm 4 axes K shape	Corner 00.75" 4 axes K shape						8	8	4	4	16	28
C19-L	Link 019 mm Straight joint	Link 00.75" Straight joint	4	4	4	19		45	11	6	31	6	20
C19-XL	Link 019 mm Straight joint XL	Link 00.75" Straight joint XL						2	2				20
C19-H	Handling 019 mm 1 axe I shape	Handling 00.75" 1 axe I shape	6	6	6	6		16	6	8	8	20	28
C19-SB	Space Booster 019 mm 2 axes Y shape	Space Booster 00.75" 2 axes Y shape	4	4	4	4		12	4	8	8	20	28
C19-RF	Rubber Feet 019 mm 1 axe I shape	Rubber Feet 00.75" 1 axe I shape						2					4
C19-RG	10x Link Ring 0 shape	10x Link Ring 0 shape						1					2

MAIN TECHNO DR R3.00

Main Fabric: Mylar 210D
 Poles Ø19 mm
 Plastic Corners 5 mm thick
 Water Tray: Mylar 210D
 Space Booster Inc.
 Web Plant Support Inc.
 Bag Fabric: 600D

MAIN TECHNO DR R2.60

Main Fabric: Mylar 210D
 Poles Ø19 mm
 Plastic Corners 5 mm thick
 Water Tray: Mylar 210D
 Bag Fabric: 600D

MAIN TECHNO OR R2.60

Main Fabric: Orca 210D
 Poles Ø19 mm
 Plastic Corners 5 mm thick
 Water Tray: Mylar 210D
 Bag Fabric: 600D

PROFESSIONAL GROW TENTS			ASSEMBLED			WEBBING			DOUBLE LAYERS SOCK CONFIG			HANDLING			ACCESSORIES			LIGHTING ADVISED			VOL.			EXTRACTION ADVISED		
REF	DESIGNATION	REV	Net lb	W in	D in	H in	Web (Elastic) Web (Thread)	Extraction Ø (in)	Intracation Ø (in)	Cables Ø (in)	Coil/Clubs Ø (in)	Poles #	Weight Max/Pole	Strap/T Hook/T Pair #	Cable/T Hook/T Pair #	Coil Tube HPS 2000°K	Led	HPS Extraction	LED (every 1-2 min) Intake	Extraction	Intake	HPS Extraction	LED (every 30-60s) Intake	Extraction	Intake	LED (every 1-2 min) Intake
DR60	Dark Room 2' x 2' x 5'	R3.00	16.1	23.5	23.5	67.0	1 Web60	7	2	3	3	3	30 lb	1	1	15	1x HPS250W	43 cfm	21 cfm	43 cfm	21 cfm	43 cfm	21 cfm	43 cfm	21 cfm	43 cfm
DR90	Dark Room 3' x 3' x 6'	R3.00	22.0	35.5	35.5	73.0	1 Web90	9	2	3	3	3	30 lb	1	1	15	1x HPS400W	106 cfm	53 cfm	106 cfm	53 cfm	106 cfm	53 cfm	106 cfm	53 cfm	
DR120	Dark Room 4' x 4' x 6'	R3.00	29.5	47.0	47.0	78.5	1 Web120	11	2	3	3	3	30 lb	1	1	15	1x HPS600W	200 cfm	100 cfm	200 cfm	100 cfm	200 cfm	100 cfm	200 cfm	100 cfm	
DR150	Dark Room 5' x 5' x 7'	R3.00	40.1	59.0	59.0	92.5	1 Web150	11	2	3	3	3	30 lb	1	1	15	1x HPS1000W	372 cfm	186 cfm	372 cfm	186 cfm	372 cfm	186 cfm	372 cfm	186 cfm	
DR240	Dark Room 8' x 8' x 6'	R3.00	72.3	94.5	94.5	78.5	2 Web1240w	15	4	3	4	8	30 lb	2	4	45	4x HPS600W	810 cfm	405 cfm	810 cfm	405 cfm	810 cfm	405 cfm	810 cfm	405 cfm	
DR300	Dark Room 10' x 10' x 7'	R3.00	107	118.0	118.0	92.5	2 Web1300w	15	4	3	4	8	30 lb	2	4	45	4x HPS1000W	1488 cfm	744 cfm	1488 cfm	744 cfm	1488 cfm	744 cfm	1488 cfm	744 cfm	
DR150w	Dark Room 5' x 3' x 6'	R3.00	28.4	59.0	35.5	78.5	1 Web150w	11	2	3	3	3	30 lb	1	1	15	1x HPS600W	190 cfm	95 cfm	190 cfm	95 cfm	190 cfm	95 cfm	190 cfm	95 cfm	
DR240w	Dark Room 8' x 4' x 6'	R3.00	47.4	94.5	47.0	78.5	2 Web1120	11	4	3	4	4	30 lb	1	2	30	2x HPS600W	403 cfm	201 cfm	403 cfm	201 cfm	403 cfm	201 cfm	403 cfm	201 cfm	
DR300w	Dark Room 10' x 5' x 7'	R3.00	60.6	118.0	59.0	92.5	2 Web1150	11	4	3	4	4	30 lb	1	2	30	2x HPS1000W	744 cfm	372 cfm	744 cfm	372 cfm	744 cfm	372 cfm	744 cfm	372 cfm	
DR480w	Dark Room 16' x 8' x 6'	R2.60	110	94.5	189.0	78.5	-	14	4	4	8	10	30 lb	2	8	45	8x HPS600W	1620 cfm	810 cfm	1620 cfm	810 cfm	1620 cfm	810 cfm	1620 cfm	810 cfm	
DR600w	Dark Room 20' x 10' x 6'	R2.60	159	118.0	236.0	78.5	-	14	4	4	8	10	30 lb	2	8	45	8x HPS1000W	2525 cfm	1263 cfm	2525 cfm	1263 cfm	2525 cfm	1263 cfm	2525 cfm	1263 cfm	
OR120	Dark Room 4' x 4' x 6'	R2.60	37.5	47.0	47.0	78.5	-	8	2	3	2	8	3	30 lb	1	1	15	1x HPS600W	200 cfm	100 cfm	200 cfm	100 cfm	200 cfm	100 cfm	200 cfm	100 cfm
OR240w	Dark Room 8' x 4' x 6'	R2.60	95.7	94.5	47.0	78.5	-	10	3	3	3	4	30 lb	1	2	30	2x HPS600W	403 cfm	201 cfm	403 cfm	201 cfm	403 cfm	201 cfm	403 cfm	201 cfm	

REF	DESIGNATION	DESIGNATION	DR60	DR90	DR120	DR150	DR240	DR300	DR480w	DR600w	DR60	DR90	DR120	DR150	DR240	DR300	DR480w	DR600w
T19-A	Pole 019 mm 554 mm long	Pole 00.75" 21.8" long	15			30		72			14					50		
T19-B	Pole 019 mm 726 mm long	Pole 00.75" 28.6" long	8	19							8							
T19-C	Pole 019 mm 826 mm long	Pole 00.75" 32.5" long		4	8		16				8							
T19-D	Pole 019 mm 975 mm long	Pole 00.75" 38.4" long			8	15	36	18			8							
T19-E	Pole 019 mm 1153 mm long	Pole 00.75" 45.4" long			8	8	8	8			8							
C19-Y	Corner 019 mm 3 axes Y shape	Corner 00.75" 3 axes Y shape	8	8	8	8	8	8			8							
C19-K	Corner 019 mm 4 axes K shape	Corner 00.75" 4 axes K shape	8	8	8	8	8	8			8							
C19-L	Link 019 mm Straight Joint	Link 00.75" Straight Joint	4	4	4	4	4	4			4							
C19-XL	Link 019 mm Straight Joint XL	Link 00.75" Straight Joint XL	2	2	2	2	2	2			2							
C19-HI	Handling 019 mm 1 axe I shape	Handling 00.75" 1 axe I shape	6	6	6	6	6	6			6							
C19-SB	Space Booster 019 mm 2 axes Y shape	Space Booster 00.75" 2 axes Y shape	4	4	4	4	4	4			4							
C19-RF	Rubber Feet 019 mm 1 axe I shape	Rubber Feet 00.75" 1 axe I shape	2	2	2	2	2	2			2							
C19-RG	10x Link Ring O shape	10x Link Ring O shape	1	1	1	1	1	1			1							

MAIN TECHNO DR R3.00

Main Fabric: Mylar 210D
 Poles Ø0.75"
 Plastic Corners 0.2" thick
 Water Tray: Mylar 210D
 Space Booster Inc.
 Web Plant Support Inc.
 Bag Fabric: 600D

MAIN TECHNO DR R2.60

Main Fabric: Mylar 210D
 Poles Ø0.75"
 Plastic Corners 0.2" thick
 Water Tray: Mylar 210D
 Bag Fabric: 600D

MAIN TECHNO OR R2.60

Main Fabric: Orca 210D
 Poles Ø0.75"
 Plastic Corners 0.2" thick
 Water Tray: Mylar 210D
 Bag Fabric: 600D





www.secretjardin.com - info@secretjardin.com

Q4 - 2017